



Morrelli & Melvin
Design | Engineering | Yacht Sales



Rapido 60

| | | | |
|-------------------|---------------|---------------------------|-----------|
| Make: | Rapido | Hull Material: | Composite |
| Model: | 60 | Number of Engines: | 1 |
| Length: | 60 ft | Fuel Type: | Diesel |
| Price: | \$ 1,400,000 | Number: | 4887218 |
| Year: | 2017 | | |
| Condition: | New | | |
| Location: | United States | | |

Morrelli & Melvin Yacht Sales - Mark Womble
201 Shipyard Way, Suite B, Newport Beach, CA 92663, United States
Toll-free: 877-637-0760 Tel: 949.500-3440 Tel: (949) 500-3440 yachtsales@morrellimelvin.com
<http://www.morrellimelvin.com>

Description

RAPIDO 60 - The World's Best Ocean Cruising Trimaran

The RAPIDO 60 is an "Owners Yacht" designed and built by real sailors for real sailors! Take the highly experienced sailors that have built more production trimarans than anyone else in the world and team them up with one of the best multihull design groups in the world and the result is an innovative ocean cruising yacht. The first of its kind!

The RAPIDO 60 will go to windward as well as the best racing monohulls, is light, strong and very fast on all points of sail. In fact in the recent King's Cup regatta in Phuket, Thailand, Rapido was significantly faster than, and was pointing as high as, the TP 52s. None of the racing monohulls could luff Rapido up! The E glass, carbon and foam sandwich construction combined with water tight bulkheads, crash zones and auto fire extinguisher in the huge engine compartment and equipment area ensure that it is safe and as unsinkable as possible. In addition, a special survival zone has been designed and is located in the massive under the cockpit sole storage area which also has its own entry/ escape hatch.

All heavy and variable items of equipment are centralized, including anchor chain, fuel and water and all provisions for extended long term cruising. The massive buoyancy of the floats combined with a beam of 11.7 m (38') and a righting moment about equal to an America's Cup 72, as well as a T foil rudder, ensures outstanding and unparalleled stability.

The RAPIDO 60 is a purpose built ocean cruising trimaran designed for extended cruising in comfort. A spacious open layout with the cockpit, saloon, galley and navigation work station all on the same level provides superb visibility as well as an expansive living space of 5.7 m x 3.8 m (18' 7" x 12' 5") with 21 m (6' 10") headroom. Superb all points visibility when helming, high and dry away from the elements and with major controls leading to the helm makes single or short handed sailing easy and safe. The result, a yacht which incorporates all the best features of a bridge deck cruising catamaran, while retaining the trimaran's unbeatable safety, seaworthiness, stability and ultra fast speed.

A trimaran design was chosen because no other yacht gives you such ultra fast speed, stability, safety and sailing joy, that real sailors crave. We chose Morrelli & Melvin to design the yacht because in our opinion they are the most up to date and thorough multihull design group in the world today. They don't just sit in the design office, they sail multihulls, build multihulls and have hands on experience and technical knowledge derived from many successful Americas Cup campaigns. The result, the RAPIDO 60, the first ocean cruising trimaran to offer both superb performance and space, all in one yacht. One that will take you there safely, quickly and in real comfort.

Safe. Seaworthy. Spacious. Stable. Fast. Strong.

Morrelli & Melvin Yacht Sales - Mark Womble
201 Shipyard Way, Suite B, Newport Beach CA
Toll-free: 877-637-0760 Tel: 949.500-3440 Tel: (949) 500-3440 yachtsales@morrellimelvin.com
<http://www.morrellimelvin.com>

Measurements

| | | | |
|-----------------------|----------------------|--------------------|-----------|
| LOA: | 59 ft 4 in | Displacement: | 21200 lb |
| LWL: | 58 ft 1 in | Displacement Type: | Full Load |
| Beam: | 38 ft 5 in | | |
| Max Bridge Clearance: | 84 ft | | |
| Min. Draft: | 2 ft 6 in | | |
| Cabin Headroom: | 6 ft 9 in | | |
| Dry Weight: | 17000 lb | | |
| Total: | 2032 ft ² | | |
| Mainsail: | 1274 ft ² | | |
| Headsail: | 758 ft ² | | |

Propulsion

Engine #1

| | | | |
|------------------|------------|-----------------|---------|
| Engine Make: | Yanmar | Hours: | unknown |
| Primary Engines: | Inboard | Power: | 54 hp |
| Drive Type: | Sail Drive | Propeller Type: | 3 Blade |

ACCOMMODATIONS

The RAPIDO 60 was designed to be a long term live aboard ocean going cruising boat, so having comfortable cruising and living areas were very important. The great thing is with a well designed trimaran this can be achieved without too much compromise regarding performance and safety .

The salon, including the galley, cockpit and navigation area are all on the same level . The seating in the lounge area is raised slightly on a plinth to ensure that all people , whether seated or not have great all round visibility out through the large side windows , the opening forward facing windows (great for ventilation) or the open aft end of the saloon which connects with the cockpit if you want a little more outdoor feel .

The large, well laid out airy light galley is designed to be a joy to work in.

Most areas the headroom is around 2.1 to 2.2 Meters (6'10"+).

The aft of the salon can be completely open or closed depending on the prevailing weather or sea conditions. A pop up storm board with large drains overboard ensures complete safety in open ocean sea conditions .

Morrelli & Melvin Yacht Sales - Mark Womble
201 Shipyard Way, Suite B, Newport Beach CA
Toll-free: 877-637-0760 Tel: 949.500-3440 Tel: (949) 500-3440 yachtsales@morrellimelvin.com
<http://www.morrellimelvin.com>

The forward master cabin is huge with large amounts of storage. It includes a very large head area with separate shower compartment . In this area is also where one of our required escape hatches is located, the other being at the stern.

Optional 2 single bunks can be added to the forward cabin area.

The aft cabin, with large double bed, includes it's own head/bathroom area.

CONSTRUCTION

STRUCTURE

- Hull and deck E-Glass outer skins, carbon fiber inner skins, vinylester, epoxy divynycell foam sandwich construction
- Hull and deck parts molded from composite female tooling to reduce fairing and save weight
- Composite parts infused to control resin content, fiber ratio and improve strength to weight ratio
- Thermo-formed core from 3Dtemplates
- Beams, danggerboard, T foil rudder blade-prepreg epoxy carbon cured in an Autoclave
- Prepreg carbon chain plates integral with bulkheads
- Carbon longitudinal stringers
- Carbon structural bulkheads
- Carbon reinforcements in high load area
- Carbon saloon/cockpit doorframes
- Interior furniture constructed from high strength light weight composite panel
- All bulk heads water tight or have no penetrations below the waterline
- CE A certification

FINISH

- Exterior finish is white Aquaguard gelcoat
- Non-skid on decks, beams, transom and cockpit with choice of color, hull bottoms finished with epoxy primer
- Interior living areas painted to Rapido Trimarans Luxury Yachts finish.

Morrelli & Melvin Yacht Sales - Mark Womble
201 Shipyard Way, Suite B, Newport Beach CA
Toll-free: 877-637-0760 Tel: 949.500-3440 Tel: (949) 500-3440 yachtsales@morrellimelvin.com
<http://www.morrellimelvin.com>

INTERIOR FITOUT

GENERAL

- All interior components lightweight cored panels
- Cabinetry-teak veneers/ solids and where painted a gloss finish. Bulkheads, hull and deck heads a gloss or satin urethane finish over a lightly textured substrate
- Soles Amtico
- Head soles painted composites
- High quality fabrics and foams
- Choice of colors to be agreed with customer
- Removable cushion and mattress covers for easy wash and replacement

Salon

- Salon/ cockpit removable windows
- Double opening/ fold up entry doors with drop in storm wash board at saloon entrance provides completely open access from cockpit to saloon
- Two opening Lewmar vertical hatches in saloon front
- Large windows for good all round visibility
- Coffee/ DiningTable
- Upholstered sofa seating in saloon/ double bunk
- Led lighting
- Fans and heating ducts

Nav station

- Opening chart table
- Reading red/ white light with flexible arm
- BEP Switch Panel

Heads

- Light weight composite doors
- Sink
- Head soles
- Carbon counter top

- Storage area/cabinet
- Grohe faucet and shower set
- Polycarbonate mirror
- Shower area with composite painted finish
- Electric shower drain pump
- Manual toilets
- 4 x Lewmar opening port lights

Aft Cabin

- Lightweight composite door
- Hanging locker and shelves
- Double bunk 220mm x150m
- Mattress ventilation
- Storage under bunk
- 4 x Lewmar opening port lights
- 1 x escape hatch

Forward Cabin

- Lightweight composite door
- Hanging locker and shelves
- Double bunk 220m x150m
- Mattress ventilation
- Storage under bunk
- 1 deck hatch
- 1 escape hatch
- 4 x Lewmar opening port lights

Galley

- Shelves cabinets, drawers with Blum hardware soft close and latches
- LG Hi Macs counter top
- 130 litre Vittrifigo 2 drawer fridge/freezer
- Large Hafele stainless steel sink

Morrelli & Melvin Yacht Sales - Mark Womble
 201 Shipyard Way, Suite B, Newport Beach CA
 Toll-free: 877-637-0760 Tel: 949.500-3440 Tel: (949) 500-3440 yachtsales@morrellimelvin.com
<http://www.morrellimelvin.com>

- Wallas 2 burners diesel stove top and oven
- Hot and cold pressurized fresh water with Franke faucet
- Pressured sea water with Grohe faucet
- Garbage drawer
- Roll out wine storage

RIGGING AND SAILS

Mast and boom

- Alloy rotating mast and alloy boom
- (Carbon Fiber, as an option)

Running Rigging

- Mainsail, solent, reacher and stay sail halyards and sheets
- Spinnaker halyard
- Topping lift/ spare main halyard
- Lazy jacks
- Mainsail traveler lines
- Reef lines
- Outhaul & Cunningham lines
- Daggerboard control lines

Sails

- Incidences Spectra Hydranet main, solent, staysail and Stormlite reacher, or
- North Norlam Dyneema/ carbon main, solent and Norlam reacher and staysail

ENGINE AND PROPULSION

- Yanmar diesel 4JH5E 53hp/ shaft drive
- Folding 3 blade prop Flex-O-Fold
- 80 amp alternator (Starting batteries)
- Digital B instrument panel

Morrelli & Melvin Yacht Sales - Mark Womble
201 Shipyard Way, Suite B, Newport Beach CA
Toll-free: 877-637-0760 Tel: 949.500-3440 Tel: (949) 500-3440 yachtsales@morrellimelvin.com
<http://www.morrellimelvin.com>

- Engine room insulation
- PSS dripless seal on propeller shaft
- Ultralex engine controls
- Fuel tank 500litre
- Silencer,waterlock
- Automatic engine room fire extinguisher system

DECK

Hatches and portlights

- 3 x Gioit escape hatched (forward and aft cabins and survivalarea)
- 13 x Lewmar Atlantic Series openingportlights
- 1 x Lewmar deck hatch in fwdcabin
- 2 x Lewmar opening hatches in saloon facingfwd
- 8 x Rapido lush deck fibre glasshatched

Safety

- Padeyes for safety harnessconnections
- Lifelines
- Round 316 stainless pulpit, aft seats andstanchions
- Survival area with entrance/escapehatch
- Auto fire extinguisher in the enginecompartment
- Water tight or no penetration below water linebulkheads

Deck hardware

- Harken mainsail sheet and travelersystems
- Harken self tacking solent tracksystem
- Harken headsailsystems
- Deck gear for Karver headsail furlingsystems
- 2 x Karver KJ 25jammers

Morrelli & Melvin Yacht Sales - Mark Womble
 201 Shipyard Way, Suite B, Newport Beach CA
 Toll-free: 877-637-0760 Tel: 949.500-3440 Tel: (949) 500-3440 yachtsales@morrellimelvin.com
<http://www.morrellimelvin.com>

- Harken mast rotation, cunningham and outhaul controls
- Daggerboard lifting system
- Spinlock clutches and jammers

Winches

- 2 x Harken Radial 70.2, 2 speed ST electric primary winches
- 2 x Harken Radial 60.2, 2 speed ST electric primary winches
- 1 x Harken Radial 60.2, 2 ST for halyards
- Lewmar one handed locking winch handles

Furlers

- 3 x Karver Furlers

Mooring, anchoring

- Lewmar retractable bow thruster
- Lewmar anchor windlass with remote control
- Anchor bridle
- 2 x 250mm Antal folding deck cleats/padeyes
- Anchor/ windlass locker forward of mast base and locker for secondary anchor in foredeck

Cockpit, transom, decks and floats

- Hard top Bimini with sliding roof post
- 1.2m wide helm seat/leaning post
- Saloon/ cockpit windows removable stored into cockpit wall
- 2 x storage lockers under large cockpit seats with dedicated wet weather and separate shoe storage
- Telescopic swim ladder on transom
- Hot and cold shower on transom
- Huge storage/ survival area 2m x 2.9m x 1.3m under the cockpit sole with escape hatch
- 4.8m long storage area in floats with Rapido custom water tight extra large hatches, to accommodate paddle boards/ bikes

- 4 separate water tight compartments per float
- Padeyes for mooring lines and fender
- The area forward of the mast base has been designed to be used as a sundeck area
- Dyneema knotless trampoline

ELECTRICAL

- AGM batteries 24Volt
- Mastervolt Combi Ultra Inventor Chrger
- BEP Switch Panels 36 Circuit Breakers 24V/ 12 Volt
- BEP AC Panel 4 x Circuit Breakers plus RCD
- 110amp 24 110amp 24Volt Master Volt alternator (House Batteries)
- 80 amp 12 volt alternator
- LED lights, down lights, courtesy and strip lights
- 4 xfans
- 240v AC outlets and 24v DC outlets
- Shore power connection 24volt
- LED bow and stern navlights
- LED anchor, steaming, decklights

PLUMBING

Plumbing - fresh water system

- 1 x Quick 25 litre waterheater
- 1 x 450 litre watertank
- 1 x water pressure system pump
- 1 x deck shower at transom of main hull
- 1 x dock waterinlet

Morrelli & Melvin Yacht Sales - Mark Womble
201 Shipyard Way, Suite B, Newport Beach CA
Toll-free: 877-637-0760 Tel: 949.500-3440 Tel: (949) 500-3440 yachtsales@morrellimelvin.com
<http://www.morrellimelvin.com>

Plumbing sea water-system

- 1 x pressurized sea water kit in anchor locker
- 1 x pressurized sea water faucet in galley

Waste water

- 2 x holding tank 60liters

Bilge pumps

- 4 x electric automatic bilge pumps
- 1 x manual bilge pump 20 US Gal - 75Lit/ minute
- All sea cocks composite

STEERING

- Single wheel Jefa custom steering system to include:
- Torsion bar and universal joint complete with autopilot drive
- Carbon rudder blade manufactured from CNC milled tooling cured at elevated temperature and pressure in anAutoclave
- Spare rudder blade with case, pintel and steering

Disclaimer

The Company offers the details of this vessel in good faith but cannot guarantee or warrant the accuracy of this information nor warrant the condition of the vessel. A buyer should instruct his agents, or his surveyors, to investigate such details as the buyer desires validated. This vessel is offered subject to prior sale, price change, or withdrawal without notice.

Photos




RAPIDO 60



FAST!



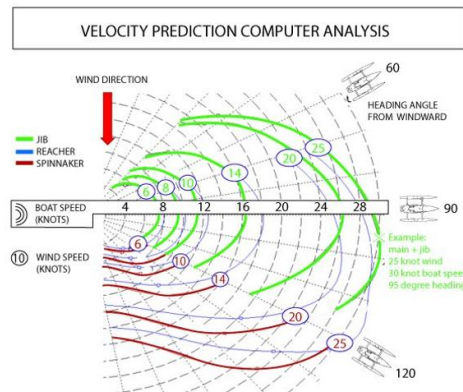
Morrelli & Melvin Yacht Sales - Mark Womble
201 Shipyard Way, Suite B, Newport Beach CA
Toll-free: 877-637-0760 Tel: 949.500-3440 Tel: (949) 500-3440 yachtsales@morrellimelvin.com
<http://www.morrellimelvin.com>



T - Rudder



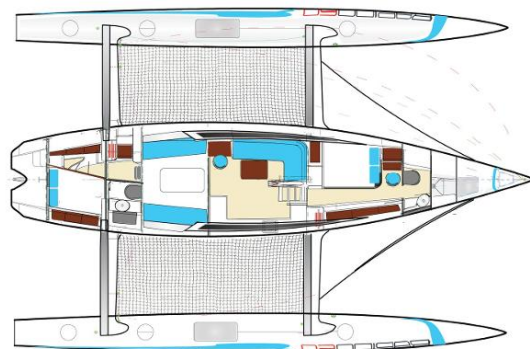
Foldable, for Shipping



VPP



Sail Plan



General Arrangement

Morrelli & Melvin Yacht Sales - Mark Womble
 201 Shipyard Way, Suite B, Newport Beach CA
 Toll-free: 877-637-0760 Tel: 949.500-3440 Tel: (949) 500-3440 yachtsales@morrellimelvin.com
<http://www.morrellimelvin.com>



Salon - very open - on level with cockpit



Galley



Forward cabin



Aft cabin



Head



Head

Morrelli & Melvin Yacht Sales - Mark Womble
201 Shipyard Way, Suite B, Newport Beach CA
Toll-free: 877-637-0760 Tel: 949.500-3440 Tel: (949) 500-3440 yachtsales@morrellimelvin.com
<http://www.morrellimelvin.com>



Nav Area



Under bunk cabinetry, storage



Salon/Cockpit - same level



Very large engine room



Typical storage (large)