



**Morrelli & Melvin**  
Design | Engineering | Yacht Sales



Morrelli & Melvin  
info@morrellimelvin.com

HH66 03

## HH Catamarans HH66 Catamaran

<b>Make:</b>	HH Catamarans	<b>Hull Material:</b>	Composite
<b>Model:</b>	HH66 Catamaran	<b>Draft:</b>	13 ft 3 in
<b>Length:</b>	66 ft	<b>Number of Engines:</b>	1
<b>Year:</b>	2017	<b>Fuel Type:</b>	Diesel
<b>Condition:</b>	New	<b>Number:</b>	4805135
<b>Location:</b>	United States		

---

Morrelli & Melvin Yacht Sales - Mark Womble  
201 Shipyard Way, Suite B, Newport Beach, CA 92663, United States  
Toll-free: 877-637-0760 Tel: 949.500-3440 Tel: (949) 500-3440 yachtsales@morrellimelvin.com  
<http://www.morrellimelvin.com>

## Description

---

### Presenting the HH66 – setting the standard for luxury racing Super Cats.

The HH66 Super Cat is the first in a new line of luxury performance cruising catamarans, designed to set the standard, for performance luxury sailing. With its Morrelli & Melvin design pedigree, its generous interior spaces, and clever use of ultra-modern materials, the HH66 achieves a level of performance and luxury, not previously found in this genre of very fast sailing catamarans.

Performance is the backbone of this design. Designed for comfortable cruising, but able to 'kick it up a notch' and move with speed when desired. Modern hull forms, the latest generation curved C daggerboards, and "T" rudders, incorporate design learnings from the latest America's Cup campaigns. 100% carbon fiber composite sandwich construction, produce hulls and structures of incredible strength and stiffness, while interior construction of lightweight cored panels, finished with exquisite veneers of both wood and stone, present you with the highest quality interior finishes. Not a "cookie-cutter" high production vessel, the HH66 is offered with numerous interior and exterior layout options, allowing for customization, to meet the individualized needs of the most discerning clients.

Unique styling, innovative sailing systems, beautiful interiors, and your personal input, combine to make each HH66 a truly exceptional yacht. High performance elements will make this boat a competitive racer in any venue. Its efficient design will allow you to cruise, or make easy fast passages, with comfortable +350nm days. And its unique styling and fine finish will provide comfort and ambience second to none.

No matter what you are looking for - whether you want to race, cruise Caribbean waters, explore the reaches of the South Pacific, or simply pass the time in a Mediterranean fishing port - your HH66 Super Cat will be the most talked about craft in the bay.

From the designers:

*"The HH66 represents the evolution of Morrelli and Melvin's 25 years of performance catamaran designs. We blended lessons gained from three America's Cup campaigns, around the world records, 24 hour records, and over 25 custom cruising cat designs, for discerning owners, from 46ft to 90ft. We have listened to, cruised and raced with our clients to understand their needs, and incorporate these ideas and features into the design of the HH66 Super Cat .*

---

Morrelli & Melvin Yacht Sales - Mark Womble  
201 Shipyard Way, Suite B, Newport Beach CA  
Toll-free: 877-637-0760 Tel: 949.500-3440 Tel: (949) 500-3440 [yachtsales@morrellimelvin.com](mailto:yachtsales@morrellimelvin.com)  
<http://www.morrellimelvin.com>

*In collaboration with Hudson Yacht's international team of design engineers and builders, we have strived to bring the best equipment, building materials and techniques to this next generation performance luxury cruising cat.*

*Utilizing state of the art, light and strong materials, allows us to maintain an unusually high degree of luxury finishes and details, not normally found in performance cruising cats. The HH66 is a light and strong race boat in disguise, so owners can enjoy all the comforts of home, to make any time spent on board luxurious, fun and safe."*

-- Gino Morrelli - Morrelli & Melvin --

## Measurements

---

Cruising Speed:	8 kn	Displacement:	46200 lb
Max Speed:	13 kn		
Range:	790 nmi	Displacement Type:	Full Load
LOA:	66 ft	Fuel Tanks #:	2
LWL:	65 ft	Fuel Tanks Capacity:	100 gal
Beam:	28 ft 6 in		
Max Draft:	13 ft 3 in	Fresh Water Tanks #:	2
Dry Weight:	36740 lb	Fresh Water Tanks Capacity:	80 gal
Total:	2333 ft <sup>2</sup>		
Mainsail:	1485 ft <sup>2</sup>		
Headsail:	848 ft <sup>2</sup>		

## Propulsion

---

### Engine #1

Engine Make:	Yanmar	Hours:	unknown
Engine Model:	4JH4E-75-TE	Power:	75 hp
Primary Engines:	Inboard	Propeller Type:	3 Blade
Drive Type:	Sail Drive		
Location:	Starboard		

## ACCOMMODATIONS

---

DIFFERENT INTERIOR LAYOUTS ARE AVAILABLE

### SALON

---

Morrelli & Melvin Yacht Sales - Mark Womble  
201 Shipyard Way, Suite B, Newport Beach CA  
Toll-free: 877-637-0760 Tel: 949.500-3440 Tel: (949) 500-3440 yachtsales@morrellimelvin.com  
<http://www.morrellimelvin.com>

- Wood veneers for composite furniture, floors and tables. Choice of teak oak and walnut
- Navigation/communication station on starboard side; ample room for electronics
- Custom manual blinds for the side and forward outboard saloon windows. Mounted behind custom ceiling moldings.
- Touch screen electrical controls
- Ceiling covering Of synthetic leather “Whisperwall”
- Settees(1) with Ultra-Leather wrapped 5” open cell foam cushions.
- Table in light veneer
- Hinged, toughened glass door access to fwd cockpit station
- Retractable TV located outboard next to nav station

#### GALLEY

- 4 plate induction stove with induction microwave-oven and stainless safety bar
- Ample storage cabinets below counters, pot and pan drawer under stove
- Double stainless steel sink with faucet
- Vitrifrigo fridge drawers below counter
- Vitrifrigo freezer drawers below counter
- Galley working surface of sandwich construction made of a thin 3mm marble/granite sheet bonded to an aluminum honeycomb core.
- Galleyicemaker
- Galley wine bar capacity for 24 bottles
- Galley coffee machine

#### GUEST STATEROOMS

- Queen sized (60”x80”x6”) berths
- Storage shelves
- Storage cabinets with 4doors beneath berth.
- Clothes and towel hooks(2)

#### ENSUITE HEAD & SHOWER, EACH STATEROOM

- Planus electric toilet
- Vanity with wash basin and marble/granite counter

---

Morrelli & Melvin Yacht Sales - Mark Womble  
 201 Shipyard Way, Suite B, Newport Beach CA  
 Toll-free: 877-637-0760 Tel: 949.500-3440 Tel: (949) 500-3440 yachtsales@morrellimelvin.com  
<http://www.morrellimelvin.com>

- Mirror
- Separate shower

#### CREW QUARTERS

- (2) Single berths
- Storage shelving under upper berth
- Ample storage underneath lower berth
- Clothes and towel hooks (2)
- Head (wet) with toilet and basic amenities
- Vanity Corian with SS washbasins

#### STORAGE LOCKERS—FORWARD OF MAST

- Large water tight sail and stowage lockers forward.
- Large water tight genset lockers on side of centerline forward of mast
- Centerline forward of mast, locker for windlass/chain

## CONSTRUCTION

---

#### HULL AND DECK STRUCTURE

- Composite sandwich construction, post-cured in oven, for maximum strength
- Infused carbon, epoxy, foam sandwich construction, determined by MM
- Thermoformed core to increase Strength and reduce weight
- Additional carbon fiber reinforcing in highly loaded areas
- Carbon fiber impact laminate on outer hull topsides for "DockRash"
- Carbon fibre longitudinal stringers and ringframes
- Carbon fibre longeron
- Sacrificial foam and biaxial E-glass 'false' bow and forefoot in case of impact
- Watertight bulkheads Dealed off off bow and stern compartments
- Additional watertight compartments in each hull
- Structural composite hull floors to save weight and add stiffness
- Carbon fiber chainplates

---

Morrelli & Melvin Yacht Sales - Mark Womble  
 201 Shipyard Way, Suite B, Newport Beach CA  
 Toll-free: 877-637-0760 Tel: 949.500-3440 Tel: (949) 500-3440 yachtsales@morrellimelvin.com  
<http://www.morrellimelvin.com>

## APPENDAGES

- Symmetric curved (Cs) Daggerboards, 6m long, constructed with prepreg carbon epoxy spars, foam sandwich construction with carbon fiber skins
- Curved daggerboard cases constructed with vacuum bagged, carbon fiber, epoxy, foam sandwich construction
- Self Aligning High Modulus Plastic top and bottom barrel bearings (VO70 style
- Up down daggerboard control line system lead to pit winches
- High Aspect spade "T" rudders, carbon stocks, and carbon construction in self aligning watertight bearings

## RIGGING

---

### MAST

- Carbon fiber fractional non rotating mast, masthead, spreaders finished with a 2part paint system
- Prepreg Standard modulus carbon fiber auto clave baked for minimum voids
- Carbon mast step, rocker style to allow variation of fore/aft mast rake and athwartship shroud stretch
- Integral shroud terminals at top of mast, loops at bottom
- Carbon fiber gooseneck with stainless steel pin.
- Mesh conduit for mast electrical cables
- Foldaway nylon steps to access main halyard
- Halyards lead to forward pit
- Halyard storage in forward pit
- Halyards locks for:
- Main halyard, 2:1, 3reefs
- Reacher halyard, 1:1, above hounds, end of longeron, top down furler style
- Solent halyard, lashed off at top when raised.
- Staysail halyard, removable stay option for hanked on sails, on jammer when tending halyard, on winch when loaded
- Fixed Lazy Jacks lead to spreaders fore easy sail hoisting
- Spreader lights(2) for flybridge and foredeck
- Topping lift 1:1

- Cunningham for full hoist mainsail and 2nd reef lead to winch
- Cunningham for 1 standard reef lead to winch
- Switch track battcar system for fat head mainsail (<40% headboard) with detachable headboard to enable easy lowering into stack pack.
- Hoistable covers on minor halyards for Reacher and Solent
- Ion dispensing lightning protection connected to hull Dyna Plate

## BOOM

- Pre-preg standard modulus carbon fiber autoclave baked for minimum voids
- V-Boom tube with stylized racks for mainsail stack with sheave boxes and locks for 3 reeflines lead fwd to mast and to winches in fwd pit
- Padeye and Spectra strop for lashing loose footed mainsail clew
- Lazyjack/stack pack for mainsail
- Reef hooks(Karver) for reefs 1-3

## LONGERON

- Pre-preg standard modulus carbon fiber auto clave baked for minimum voids
- Custom deep dual tapered section
- 3:1 Tack outhaul for Reacher tack
- Carbon attachment points for the Solent forestay, Staysail tack, Reacher tack
- Nitronic 50 stays to each bow with lashed ends for articulation(4)
- Carbon section Pelican striker

## RUNNING RIGGING

- All running rigging and control lines are included
- Halyard control lines led to fwd pit
- Furling lines lead to fwd pit
- Sail control lines led to Port and Stbd helm stations
- Halyards and control lines equipped with lashing ends ,including:
- Bridle main sheet
- Tack, cunningham and reef lines run to fwd pit
- Solent sheets(2) run to each helm

---

Morrelli & Melvin Yacht Sales - Mark Womble  
 201 Shipyard Way, Suite B, Newport Beach CA  
 Toll-free: 877-637-0760 Tel: 949.500-3440 Tel: (949) 500-3440 yachtsales@morrellimelvin.com  
<http://www.morrellimelvin.com>

- Staysail sheets (2) run to each helm
- Reacher sheets(2) run to aft cockpit winch
- Asymmetric sheets (2) run to aft cockpit winch
- Main halyard 2:1
- Solent halyard 1:1
- Staysail halyard 1:1
- Reacher/asymmetric halyard 1:1
- Loops or shackles for all blocks
- Reacher furler line (1)
- Solent furler line (1)

#### STANDING RIGGING

- Custom aramid forestay with furler (1) for Solent.
- Custom aramid lower(2) and cap (2) shrouds with loops to chain plates
- Custom carbon superior and inferior diamond with integral turnbuckles
- Custom carbon martingales with loops to chain plates
- Reacher torsional stay “Code 0 style”

#### SAILS

---

- Main–Durable, 3reef points with battcar system,customSunbrellasail cover
- Jib–Durable, luff for furling system, with UV leech protection, with removable cover.
- Staysail Jib–Durable, luff for soft hank on system with cover
- Reacher– Durable, luff for furling system, with removable cover.
- Asymmetrical – Durable, with snuffer

#### PROPULSION

---

- (2) Yanmar diesel 4JH4TE (75hp) with SD60 Saildrives
- 3-blade folding props, size21 x16”
- Tachometer, fuel, hours, temperature, amp gauges
- Water temperature and oil pressure audio alarms
- Polished SS engine throttle control/gearshift, 1 per helm station

---

Morrelli & Melvin Yacht Sales - Mark Womble  
 201 Shipyard Way, Suite B, Newport Beach CA  
 Toll-free: 877-637-0760 Tel: 949.500-3440 Tel: (949) 500-3440 yachtsales@morrellimelvin.com  
<http://www.morrellimelvin.com>



- Engine room ventilation blower with 3" ventilation hoses
- Custom composite engine silencer, muffler, and water lift with GenSep water separator, gas through underwing/chamfer panel and water below waterline
- Oil changers plumbed for engine and transmission in each engine box
- (2) 375 Litre Polypropylene diesel fuel tanks with cleanout ports and appropriate baffles
- Filter boss fuel and water separators w/ changeover valve for each fuel system
- Shut-off valve on fuel tank
- Fuel tank 50mm SS deckfills, 1 per hull
- Fuel tank fuel transfer pump

## DECK

---

### DECK

- (2) aluminum 2 speed Lewmar Evo 80 electric self-tailing alloy 24V winches or equivalent with toe controls for all lines at Helm stations
- (2) aluminum 2 speed Lewmar Evo 65 electric self-tailing alloy 24V winches or equivalent with toe controls for main halyard and all lines in "fwd pit"
- (2) aluminum 2 speed Lewmar Evo 80 electric self-tailing alloy 24V winches or equivalent with toe controls for Reacher/Asymmetric sheets
- Spinlock or constrictor clutches for control lines where needed:
- Harken fore and aft jib tracks with adjustable cars (2)
- Bridle main sheet system, operated by Cariboni "magictrim" hydraulic rams behind aft cockpit seats
- Reacher sheet system consists of:
  - Harken blocks (2)
  - Harken padeyes (2)
  - Mast base blocks, Harken, on soft lashings.
- Forward trampolines, with Spectra borderline, lashed individually every 100mm for maximum safety
- Composite stanchions (1m) with three levels of Spectra
- lifelines
- Lewmar 10 Flush deck hatches, one per head, with bug and privacy screens
- Lewmar 44 Flush deck hatches, one per stateroom, with bug and privacy screens

- Lewmar4 opening port lights, one per stateroom and heads with bug and privacy screens
- (2) x CE certified escape hatches
- Salon windows, tinted toughened glass, Topside windows, tinted toughened glass

## DOCKING AND ANCHORING

- Four 50'X3/4" Mega Braid dock lines with chafe protected eyes
- Four 30'x3/4" Mega Braid dock lines with chafe protected eyes
- Six 12"X36" & two 18"X60" inflatable fenders with cover
- (8) Fold down cleats
- Anchor rodes: 200' of 5/16" SS chain with 75' of nylon rode; 50' of 5/16" SS chain with 150' of nylon rode
- Anchor bridle with shackle that clips on to the chain.
- Anchor bridle padeyes on inboard hull sides forward with backing plates
- SS anchor roller exit fwd under wing
- Salt and fresh water wash down in anchor locker
- Rope/chain automatic gypsy sized for chain and 3-strand nylon anchor rode
- Electric windlass, Lewmar V5or equivalent, inside fwd under wing locker
- Rocna 40kg Anchor
- Foldable Fortress anchor 21kg.

## ELECTRICAL

---

### Designed to ABYC regulations

- Shore power 220V
- Service in both 12&24VDC and 220VAC
- (1)Genset, Fischer Panda15000i or similar with sound shield boxes
- 1.0kw solar panel array
- (2) high output engine alternators 24V
- 540amp/hr Lithium Ion Battery Bank with built in battery management system
- (4) Optima AGM starting batteries
- (2) 24V100amp Mastervolt Mass chargers(house chargers

---

Morrelli & Melvin Yacht Sales - Mark Womble  
 201 Shipyard Way, Suite B, Newport Beach CA  
 Toll-free: 877-637-0760 Tel: 949.500-3440 Tel: (949) 500-3440 yachtsales@morrellimelvin.com  
<http://www.morrellimelvin.com>

- (2) 12/50A Mastervolt Charger masters(Ship's systems, engine start port starboard, genset start, radio battery)
- Inverter 24VDC 5000W
- 70,000 BTU Dometic air conditioning unit. With individual air handlers in each cabin and salon

## PLUMBING

---

- (2) Polypropylene 300 Litre water tanks
- (1) Technicomar Sailor Compact 100 litre/hour with UV filters, 220VAC watermaker.
- Hot and cold pressure water system in each hull
- Hot and cold pressure shower in Stbd transom
- (2) Isotemp 13 gallon hot water heaters 220v/75w and engine transfer heating, one each Port and Stbd
- Displacement pumps for steady pressure, less pump wear
- Electronic NMEA 2000 gauges for 2 water tanks, waste tanks, and 2 fuel tanks
- Salt water wash down for decks, anchor rode, and windlass, one anchor locker, one aft stb transom
- Electric bilge pump system in each hull
- Portable emergency "Crash" manual bilge pump

## NAVIGATION & ELECTRONICS

---

### Base Navigation System – Helm Stations (2), (1) NavStation

- Offshore Systems Black glass touch screen displays to integrate radar/chart overlay/weather routing/yacht systems/autopilot/performance numbers – system to integrate with Ipod/laptop as remote display and contr
- (1) ZG100 GPS Antenna
- B&G Hercules 5000 system processor
- (1) 508 Wind vane, bracket and 35m cable
- (1) Broadband Sounder Module (BSM-1)
- (1) B744V Bronze 600W Thru Hull transducer
- (1) 4G Radar Broadband System Additional
- B&G H5000 Analog Expansion Module
- B&G H5000 3D Motion Sensor

---

Morrelli & Melvin Yacht Sales - Mark Womble  
 201 Shipyard Way, Suite B, Newport Beach CA  
 Toll-free: 877-637-0760 Tel: 949.500-3440 Tel: (949) 500-3440 yachtsales@morrellimelvin.com  
<http://www.morrellimelvin.com>

## AutoPilot System - Triton, Pilot add-on System

- (2) Triton Pilot Controller
- (2) Triton Pilot Computer, High Current
- (2) RC42N, Rate compass.
- (2) RF300, Rudder Feedback Unit: With transmission link
- WR20 Remote Commander system
- NMEA 2000© starter kit

## Communications Base System

- OnboardWi-Firouter
- (1) VHF MARINE RADIO, Simrad / B&GRS35, DSC
- (1) VHF1.1m stainless steel antenna & mounting bracket & SO239 socket
- (1) NSPL- 400VHF/AIS/AM/FM Splitter Powered
- (1) NAIS - 400SYSTEM, CLASS B-AIS W/ GPS ANT

## Disclaimer

---

The Company offers the details of this vessel in good faith but cannot guarantee or warrant the accuracy of this information nor warrant the condition of the vessel. A buyer should instruct his agents, or his surveyors, to investigate such details as the buyer desires validated. This vessel is offered subject to prior sale, price change, or withdrawal without notice.

# Photos

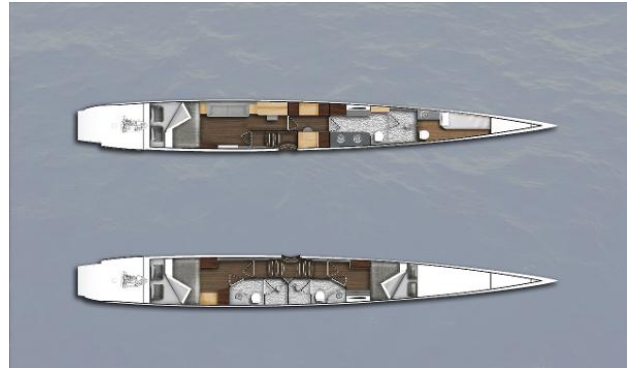
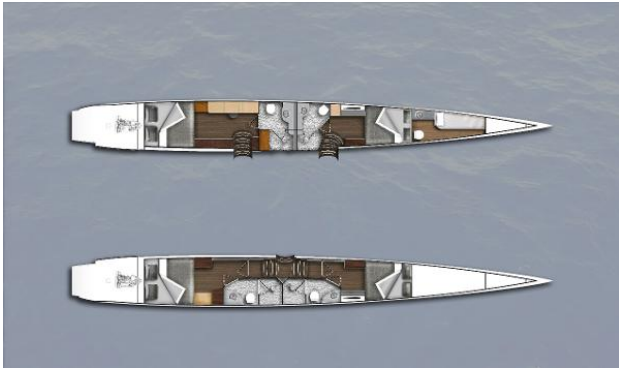



HH6602



Customized Arrangements

Morrell & Melvin Yacht Sales - Mark Womble  
201 Shipyard Way, Suite B, Newport Beach CA  
Toll-free: 877-637-0760 Tel: 949.500-3440 Tel: (949) 500-3440 yachtsales@morrellmelvin.com  
<http://www.morrellmelvin.com>



Inside and Outside Steering





Customized interiors



HH6603



HH6601

Morrell & Melvin Yacht Sales - Mark Womble  
 201 Shipyard Way, Suite B, Newport Beach CA  
 Toll-free: 877-637-0760 Tel: 949.500-3440 Tel: (949) 500-3440 yachtsales@morrellmelvin.com  
<http://www.morrellmelvin.com>



---

Morrelli & Melvin Yacht Sales - Mark Womble  
201 Shipyard Way, Suite B, Newport Beach CA  
Toll-free: 877-637-0760 Tel: 949.500-3440 Tel: (949) 500-3440 [yachtsales@morrellimelvin.com](mailto:yachtsales@morrellimelvin.com)  
<http://www.morrellimelvin.com>