



Morrelli & Melvin
Design | Engineering | Yacht Sales



HH Catamarans HH55 Catamaran

Make:	HH Catamarans	Hull Material:	Composite
Model:	HH55 Catamaran	Number of Engines:	2
Length:	55 ft	Fuel Type:	Diesel
Year:	2015	Number:	4883832
Condition:	New		
Location:	United States		

Morrelli & Melvin Yacht Sales - Mark Womble
201 Shipyard Way, Suite B, Newport Beach, CA 92663, United States
Toll-free: 877-637-0760 Tel: 949.612.8087 Tel: (949) 612-8087 yachtsales@morrellimelvin.com
<http://www.morrellimelvin.com>

Description

The HH55 Super Cat – Setting the standard for luxury cruising/racing.

The HH55 Super Cat is the second in a new line of luxury performance cruising catamarans. Designed for a couple to handle, this vessel sets the standard for performance luxury sailing. With its Morrelli & Melvin design pedigree, its generous interior spaces, and clever use of ultra-modern materials, the HH55 achieves a level of performance and luxury, not previously found in this genre of very fast sailing catamarans.

Performance is the backbone of this design. Available in two configurations (forward cockpit/ center steering, or dual aft steering) - and from a full on "Carbon light" model to a cost effective epoxy/eglass cruising model - the HH55 is designed primarily for a couple to sail, in comfort, style and safety. However, this vessel is able to 'kick it up a notch' and move with speed, when desired. Modern hull forms, the latest generation curved C daggerboards, and "T" rudders, incorporate design learnings from the latest America's Cup campaigns. 100% carbon fiber composite sandwich construction, produces hulls and structures of incredible strength and stiffness, while interior construction of lightweight cored panels, finished with exquisite veneers of both wood and stone, present you with the highest quality interior finishes.

Not a "cookie-cutter" high production vessel; the HH5 is offered with numerous interior and exterior layout options, allowing for customization to meet the individualized needs of the most discerning clients.

Unique styling, innovative sailing systems, beautiful interiors, and your personal input, combine to make each HH55 a truly exceptional yacht. High performance elements will make this boat a competitive racer in any venue, while its efficient design will allow you to cruise, or make easy fast passages, with comfortable +300nm days. And its unique styling and fine finish will provide comfort and ambience second to none.

No matter what you are looking for - whether you want to race, cruise Caribbean waters, explore the reaches of the South Pacific, or simply pass the time in a Mediterranean fishing port - your HH55 Super Cat will be the most talked about craft in the bay.

From the designers:

"The HH55 represents the evolution of Morrell and Melvin's 25 years of performance catamaran designs. We blended lessons gained from three America's Cup campaigns, around the world records, 24 hour records, and over 25 custom cruising cat designs, for discerning

Morrelli & Melvin Yacht Sales - Mark Womble
201 Shipyard Way, Suite B, Newport Beach CA
Toll-free: 877-637-0760 Tel: 949.612.8087 Tel: (949) 612-8087 yachtsales@morrellimelvin.com
<http://www.morrellimelvin.com>

owners, from 46ft to 90ft. We have listened to, cruised and raced with our clients to understand their needs, and incorporate these ideas and features into the design of the HH55 Super Cat .

In collaboration with Hudson Yacht's international team of design engineers and builders, we have strived to bring the best equipment, building materials and techniques to this next generation performance luxury cruising cat.

Utilizing state of the art, light and strong materials, allows us to maintain an unusually high degree of luxury finishes and details, not normally found in performance cruising cats. The HH55 is a light and strong race boat in disguise, so owners can enjoy all the comforts of home, to make any time spent on board luxurious, fun and safe."

-- Gino Morrelli - Morrelli & Melvin --

Measurements

Cruising Speed:	8 kn	Displacement:	36400
Max Speed:	12 kn		lb
Range:	700 nmi	Displacement Type:	Full
LOA:	54 ft 5 in		Load
LWL:	54 ft	Fuel Tanks #:	2
Beam:	27 ft 10 in	Fuel Tanks Capacity:	80 gal
Min. Draft:	4 ft 7 in	Fresh Water Tanks #:	2
Dry Weight:	28600 lb	Fresh Water Tanks Capacity:	50 gal
Total:	1979 ft ²	Holding Tanks #:	2
Mainsail:	1334 ft ²	Holding Tank Capacity:	25 gal
Headsail:	645 ft ²		

Propulsion

Engine #1

Engine Make:	Yanmar	Hours:	unknown
Primary Engines:	Inboard	Power:	54 hp
Drive Type:	Sail Drive	Propeller Type:	3 Blade
Location:	Starboard		

Morrelli & Melvin Yacht Sales - Mark Womble
201 Shipyard Way, Suite B, Newport Beach CA
Toll-free: 877-637-0760 Tel: 949.612.8087 Tel: (949) 612-8087 yachtsales@morrellimelvin.com
<http://www.morrellimelvin.com>

Engine #2

Engine Make:	Yanmar	Hours:	unknown
Primary Engines:	Inboard	Power:	54 hp
Drive Type:	Sail Drive	Propeller Type:	3 Blade
Location:	Port	Rope Cutter:	Yes

DETAILS:

Hull and Deck Structure

The HH55 comes in two steering configurations - Inside Center Steering, or Dual External Steering. Design and structural engineering by Morrelli and Melvin,

- Latest 4TH generation hull designs from Morrelli and Melvin
- Constructed in female moulds for minimum weight
- Thermo formed core to increase strength and reduce weight
- Composite sandwich construction, post-cured in oven, for maximum strength
- Infused carbon, epoxy, foam sandwich construction as determined by MM
- Additional carbon fibre reinforcing in highly loaded areas
- Carbon fibre impact laminate on outer hull topsides for "Dock Rash"
- Carbon fibre longitudinal stringers and ring frames
- Carbon fibre longeron
- Sacrificial foam and biaxial E-glass 'false' bow and forefoot in case of impact
- Watertight bulkheads to seal off bow and stern compartments
- Structural composite hull floors to save weight and add stiffness
- Carbon fibre chainplates

Appendages

- Symmetric curved ("C") Daggerboards, 5m long, constructed with carbon epoxy spars, foam sandwich construction with carbon fibre skins determined by MM
- Curved dagger board cases constructed with vacuum bagged, carbon fibre, epoxy, foam sandwich construction
- Self Aligning High Modulus Plastic top and bottom barrel bearings (VO70 style)

Morrelli & Melvin Yacht Sales - Mark Womble
201 Shipyard Way, Suite B, Newport Beach CA
Toll-free: 877-637-0760 Tel: 949.612.8087 Tel: (949) 612-8087 yachtsales@morrellimelvin.com
<http://www.morrellimelvin.com>

- Up down dagger board control line system lead to winches
- High Aspect spade rudders, carbon stocks, and carbon construction in self aligning watertight bearings

CLASSIFICATION

- CE Module B, Category A

RIG

SAILS

Main–Durable, 2 reef points with battcar system, custom Sunbrella sailcover

- Jib–Durable, luff for furling system, with UV leechprotection.
- Reacher–Durable, luff for furlingsystem
- Asymmetrical – Durable, withsnuffer

MAST

- Carbon fibre fractional non-rotating mast, masthead, spreaders finished with a colour coat paint 2 part paint system
- Pre-preg Standard modulus carbon fibre autoclave baked for minimum voids
- Carbon mast step, rocker style to allow variation of fore/aft mast rake and athwartship shroud stretch
- Carbon fibre gooseneck with stainless steel pin.
- Foldaway nylon steps to access mainhalyard
- Halyards lead aft to helmstation
- Halyards locks for:
- Main halyard, 2 reefs
- Reacher halyard, 1:1
- Solent halyard
- Fixed LazyJacks

Morrelli & Melvin Yacht Sales - Mark Womble
 201 Shipyard Way, Suite B, Newport Beach CA
 Toll-free: 877-637-0760 Tel: 949.612.8087 Tel: (949) 612-8087 yachtsales@morrellimelvin.com
<http://www.morrellimelvin.com>

- Spreader lights (2) for fly bridge and foredeck
- Topping lift 1:1
- Cunningham
- Switch track battcar system for fat head mainsail (<40% headboard) with detachable headboard to enable easy lowering into stackpack.
- Ion dispensing lightning protection connected to hull DynaPlate

BOOM

- Pre-preg standard modulus carbon fibre autoclave baked for minimum voids
- V-Boom tube with stylised racks for mainsail stack with sheave boxes and locks for 2 reef lines lead aft to helm
- Pad eye and Spectra strop for lashing loose footed mainsail clew
- Lazy jack / stack pack for mainsail
- Reef hooks for reefs 1-2

LONGERON

- Pre-preg standard modulus carbon fibre autoclave baked for minimum voids
- Custom deep dual tapered section
- 3:1 Tack outhaul for Reacher tack
- Carbon attachment points for the Solent forestay, Staysail tack, Reacher tack
- Nitronic 50 stays to each bow with lashed ends for articulation (4)
- Carbon section Pelican striker

RUNNING RIGGING

- All running rigging and control lines are included
- Halyard control lines led to fwd pit
- Furling lines lead to fwd pit

Morrelli & Melvin Yacht Sales - Mark Womble
 201 Shipyard Way, Suite B, Newport Beach CA
 Toll-free: 877-637-0760 Tel: 949.612.8087 Tel: (949) 612-8087 yachtsales@morrellimelvin.com
<http://www.morrellimelvin.com>

- Sail control lines led to Port and Stbd helmstations
- Halyards and control lines equipped with lashing ends, including:
 - Bridle mainsheet
 - Tack, cunningham and reef lines run to fwdpit
 - Solent sheets (2) run to each helm
 - Staysail sheets (2) run to each helm
 - Reacher sheets (2) run to aft cockpit winch
 - Asymmetric sheets (2) run to aft cockpit winch
 - Main halyard 2:1
 - Solent halyard 1:1
 - Staysail halyard 1:1
 - Reacher / asymmetric halyard 1:1
 - Loops or shackles for all blocks
 - Reacher furler line (1)
 - Solent furler line (1)

STANDING RIGGING

- Custom aramid forestay with furler (1) for Solent.
- Custom aramid lower (2) and cap (2) shrouds with loops to chainplates
- Custom carbon superior and inferior diamond with integral turnbuckles
- Custom carbon martingales with loops to chainplates
- Reacher torsional stay “Code 0 style”

DECK PLAN

- 2 aluminium 2 speed Lewmar Evo 65 electric self-tailing alloy 24V winches or equivalent with toe controls for all lines at Helm stations (4)
- 10” aluminium winch handles with holders (2 fwd pit, 2 aft cockpit)
- Spinlock or constrictor clutches for control lines where needed:

- Harken fore and aft jib tracks with adjustable cars (2)
- Bridle mainsheet system, operated by Cariboni “magic trim” hydraulic rams behind aft cockpit seats
- Reacher sheet system consists of:
 - Harken blocks (2)
 - Harken padeyes (2)
 - Mast base blocks, Harken, on soft lashings.
- Forward trampolines, with Spectra borderline, lashed individually for maximum safety
- Composite stanchions (1m) with three levels of Spectra lifelines
- Lewmar 10 Flush deck hatches, one per head, with bug and privacy screens
- Lewmar 44 Flush deck hatches, one per stateroom, with bug and privacy screens
- Lewmar 4 opening portlights, one per stateroom and heads with bug and privacy screens
- 2 x CE certified escape hatches
- Saloon windows, tinted toughened glass, thickness and specification TBD by scantling rule / final sizing
- Topside windows, tinted toughened glass, thickness, specification TBD by scantling rule/final sizing

DOCKING AND ANCHORING

- Four 50' X 3/4" Mega Braid dock lines with chafe protected eyes
- Four 30' x 3/4" Mega Braid dock lines with chafe protected eyes
- Six 12" X 36" & two 18" X 60" inflatable fenders with covers
- 8 Fold down cleats
- Anchor rode: 200' of 5/16" SS chain with 75' of nylon rode; 50' of 5/16" SS chain with 150' of nylon rode
- Anchor bridle with shackle that clips onto the chain.
- Anchor bridle padeyes on inboard hull sides forward with backing plates
- SS anchor roller exit fwd underwing
- Salt and fresh water wash down in anchor locker

- Rope/chain automatic gypsy sized for chain and 3-strand nylon anchor rode
- Electric windlass, Lewmar V5 or equivalent, inside fwd underwing locker
- Rocna Anchor Size TBD
- Foldable Fortress anchor Size TBD.

PROPULSION

- 2 Yanmar diesel 54hp with SD60 Saildrives
- 3-blade folding props for minimum drag
- Tachometer, fuel, hours, temperature, amp gauges
- Water temperature and oil pressure audio alarms
- Polished SS engine throttle control/gear shift, 1 per helmstation
- Engine room ventilation blower
- Custom composite engine silencer, muffler, and water lift with water separator, gas through under wing/chamfer panel and water below waterline
- Oil changers plumbed for engine and transmission in each engine box
- 2x300 Litre Polypropylene diesel fuel tanks with cleanout ports and appropriate baffles
- Filterboss fuel and water separators w/changeover valve for each fuels system
- Shut-off valve on fuel tanks
- Fuel tank 50mm SS deck fills, 1 per hull
- Fuel tank fuel transfer from Port to Stbd

STEERING

- Custom dual helm steering system
- Carbon fibre sculptured race boat steering wheels(2)
- Spade T-rudders with carbon fibre shafts designed and engineered by MM
- High Performance feedback steering system
- Custom self aligning water tight rudder bearings (4)
- Water containment tube and or water tight bulkhead in case of collision

Morrelli & Melvin Yacht Sales - Mark Womble
 201 Shipyard Way, Suite B, Newport Beach CA
 Toll-free: 877-637-0760 Tel: 949.612.8087 Tel: (949) 612-8087 yachtsales@morrellimelvin.com
<http://www.morrellimelvin.com>

- Emergency steering tiller
- Auto Pilot attachment to Port and Stbd steering tiller

ELECTRICAL

- Designed to ABYC regulation
- Shore power 220V sufficient to run AC house loads at dock
- Service in both 12 & 24 VDC and 220VAC
- 1 x Genset, Fischer Panda 15000i or similar with sound shield boxes
- 2 high output engine alternators 24V
- 540 amp/hr Lithium Ion Battery Bank (3x180 amp hour with built in battery management system)
- 3 x Optima AGM starting batteries
- 1 x 12/50A Battery Charger (all 12V batteries)
- Combination Inverter/Charger 100A 24VDC 3500W
- 56,000 BTU Dometic air conditioning unit. With individual air handlers in each cabin and saloon.
- 220v single outlets at:
 - Galley (4)
 - Nav (2)
 - Cabins (5) One in each
 - Heads (4) One in each
 - Saloon (2)
- LED Courtesy Lights in:
 - Aft cockpit (4)
 - Transom Steps (4)
 - Companionways (4)
 - Heads and showers (8)
- Flush LED warm white spotlights in:
 - Saloon ceiling above galley (8)
 - Aft cockpit (4)

- LED reading Lights at:
- Nav station (1)
- Each berth, two at each Queen, and one at each single
- Heads (8) two in each
- LED navigation lights:
- Stern light on aft edge of bimini
- Anchor light at masthead
- Steaming light on front face of mast
- Sidelights
- Compass light
- Overhead dome lights in engine rooms, and transom and bow locker compartments

ELECTRONICS

Base Navigation System – Helm Stations x2, 1 x NavStation

- Offshore Systems Black glass touch screen displays to integrate radar/ chart overlay/ weather routing/ yacht systems/ autopilot/ performance numbers – system to integrate with I pod / lap top as remote display and control
- 1x ZG100 GPS Antenna
- B & G Hercules 5000 system processor
- 1x 508 Wind vane, bracket and 35m cable
- 1x Speed and depth transducer
- 1x 4G Radar Broadband System

Auto PilotSystem

- 2x Fully independent, switchable, H5000, T3Systems.
- Autopilot Remote

Communications BaseSystem

- 1x VHF MARINE RADIO, Simrad /B&GRS35, DSC
- 1x VHF 1.1m stainless steel antenna & mounting bracket & SO239 socket

Morrelli & Melvin Yacht Sales - Mark Womble
 201 Shipyard Way, Suite B, Newport Beach CA
 Toll-free: 877-637-0760 Tel: 949.612.8087 Tel: (949) 612-8087 yachtsales@morrellimelvin.com
<http://www.morrellimelvin.com>

- 1x NSPL-400 VHF/AIS/AM/FM Splitter Powered
- 1x NAIS-400 SYSTEM, CLASS B-AIS W/GPS ANT

ENTERTAINMENT

Saloon Entertainment

- Bose/Fusion Marine Home Entertainment System with 2 x speakers
- AppleTV

Cockpit Aft Entertainment

- Bose 131 marine speakers 2

PLUMBING AND TANKS

- 2 Polypropylene 200 Litre water tanks
- 1 x Watermaker 100 litre / hour (700gal/day)
- Hot and cold pressure water system in each hull
- Hot and cold pressure shower in Stbd transom
- 2 Isotemp 11 gallon hot water heaters 220v/750w and engine transfer heating, one each Port and Stbd
- Displacement pumps for steady pressure, less pump wear
- Electronic NMEA 2000 gauges for 2 water tanks, waste tanks, and 2 fuel tanks
- Salt water wash down for decks
- Electric bilge pump system in each hull
- Portable emergency manual bilge pump
- All sanitation hose odour resistant
- All flush mounted Composite thru-hull fittings below waterline
- All plumbing hoses are double clamped below waterline
- 2 deck Pump-out ports for removal of blackwater
- 2 black water tanks, 100L ea

VENTILATION & HVAC

- Manual blinds for each deck hatch and windows in the living spaces.
- Air conditioning and reverse cycle heat system, 56,000 BTU
- Zoned air conditioning, saloon, 2 x Stbd cabins, 2 x Port cabins
- Custom fixed, acrylic, portlights in hull with Lewmar opening ports in each head, shower, berth

HELMSTATIONS (for Aft Steering Model)

- 2 x personal out board helmseats
- Line bag type storage below winches.

ENTERTAINMENT COCKPIT

- Port and Stbd Settee with wrapped 5" reticulate open cell foam cushions.
- Storage lockers in settees
- Stainless steel folding swim stairs integrated in Stbd transom
- Caulked teak floor
- Table with 2 chairs
- Sliding glass door
- Outdoor hot-cold water shower at Stbd transom
- Ample drains directly through wing deck overboard.
- Two carbon dinghy davits with electric self contained lift winches with Up/Down controls
- Gas BBQ on aft beam with adjoining sink
- 2 x Fishing Rod Holders

INTERIOR:

2 DIFFERENT STEERING COMBINATIONS ARE AVAILABLE.

SALON

- High gloss carbon fibre designed features
- Wood and synthetic veneers for composite furniture, floors and tables.
- Navigation/communication station on port side; ample room for electronics
- Touch screen electrical controls
- Ceiling covering to be stretched synthetic leather "Whisperwall"
- Settees (1) with Ultra-Leather wrapped 5" reticulate open cell foam cushions.
- Table in light veneer
- Hinged TV viewable from Settee

GALLEY

- 4 plate induction stove with combination microwave oven and stainless safety bar
- Ample storage cabinets below counters, pot and pan drawer under stove
- Double stainless steel sink with faucet
- Vitrefrigo fridge drawers below counter
- Vitrefrigo freezer drawers below counter
- Galley working surface to be of thin granite or Corian

FOUR GUEST STATEROOMS

- Queen sized berth in aft cabins, Doubles in forward Cabins
- Storage shelves
- Storage cabinets beneath berth.
- Clothes and towel hooks (2)

Morrelli & Melvin Yacht Sales - Mark Womble
201 Shipyard Way, Suite B, Newport Beach CA
Toll-free: 877-637-0760 Tel: 949.612.8087 Tel: (949) 612-8087 yachtsales@morrellimelvin.com
<http://www.morrellimelvin.com>

GUEST EN SUITE HEADS /SHARED SHOWERS

- Head compartment with door
- Vanity with integral wash basins
- Mirror above sinks
- Planus Artic electric toilet system
- Separate stand up shower compartment with door access to both cabins
- Wall mounted shower with temperature controlled mixer
- Shower drain with strainer
- Hanging hooks (2)

STORAGE LOCKERS—FORWARD OF MAST

- Large watertight sail and stowage lockers on forward stbd hull.
- Large watertight genset lockers on side of centreline forward of mast
- Centreline forward of mast, locker for windlass/chain

FINISHES

- Alex seal exterior/interior paints
- One gloss colour from waterline to sheer
- One gloss colour across deck between non-skid areas
- Custom mixed non-skid paint on deck surfaces where needed
- Hard semi-ablative Antifoul on hull bottoms
- Gloss paint on some bulkheads, interior hull and ceiling surfaces
- Synthetic liner on hull and ceiling surfaces
- Rolled grey barrier paint in bilges
- Exterior storage lockers: carbon surfaces sealed
- Ring frames and stringers in rolled white barrier paint

- Interior doors veneered
- Wood veneer interior joinery
- Table & counter surfaces synthetic or Corian finish
- Durable synthetic Real-Wood flooring
- Rolled matte white paint inside cabinetry
- All vertical joinery surfaces finished in open-grain matte varnish
- Interior floors and table tops finished in gloss filled-grain varnish
- Galley and heads counters finished in lightweight polished granite or Corian
- Exterior caulked teak delivered newly sanded
- Interior Seating upholstery in Ultra Leather. Exterior in Sunbrella

GENERAL NOTES

Where a particular model, type or brand of sailing, electrical, mechanical, audio-visual, IT, or lighting system, unit or appliance has been specified in this Specification, the model supplied shall be the latest model available at the time of order.

There may be price differences for custom layouts. Call us for details.

Disclaimer

The Company offers the details of this vessel in good faith but cannot guarantee or warrant the accuracy of this information nor warrant the condition of the vessel. A buyer should instruct his agents, or his surveyors, to investigate such details as the buyer desires validated. This vessel is offered subject to prior sale, price change, or withdrawal without notice.

Photos



HH55



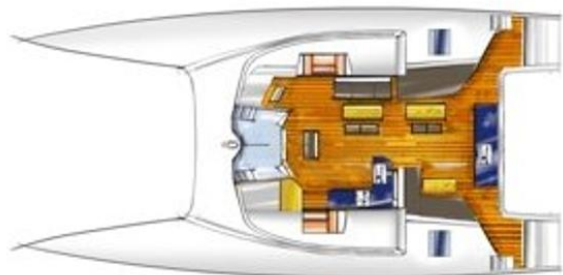
Salon



Master, Looking Forward

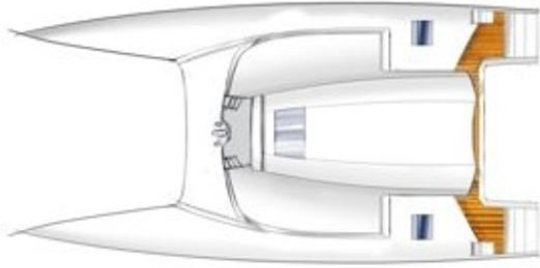


Master, Looking Aft

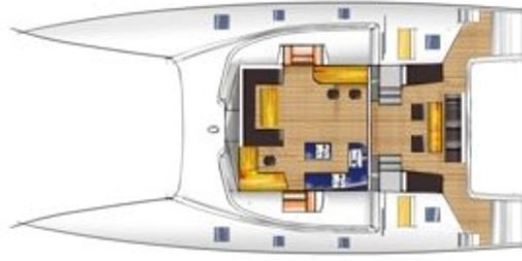


Salon - Forward Cockpit Version

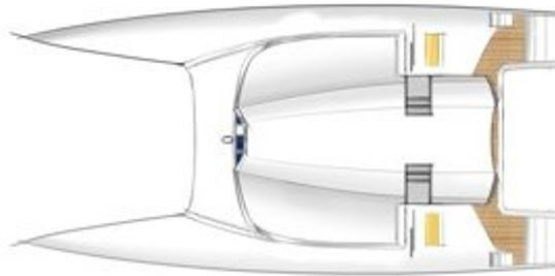
Morrelli & Melvin Yacht Sales - Mark Womble
201 Shipyard Way, Suite B, Newport Beach CA
Toll-free: 877-637-0760 Tel: 949.612.8087 Tel: (949) 612-8087 yachtsales@morrellimelvin.com
<http://www.morrellimelvin.com>



Deck Plan - Forward Cockpit Version



Salon - Aft Cockpit Version



Deck Plan - Aft Cockpit Version